

KPHHS-1005MGCK MEGA GREEN

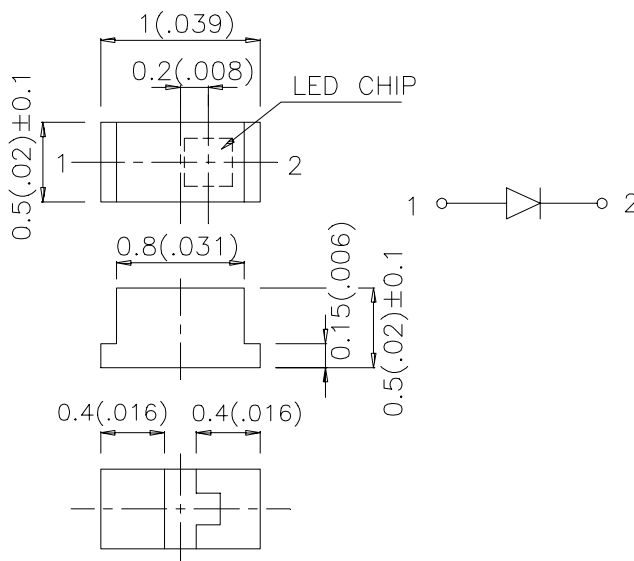
Features

- 1.0mmx0.5mm SMT LED, 0.5mm THICKNESS.
- LOW POWER CONSUMPTION.
- WIDE VIEWING ANGLE.
- IDEAL FOR BACKLIGHT AND INDICATOR.
- VARIOUS COLORS AND LENS TYPES AVAILABLE.
- PACKAGE : 2000PCS / REEL.

Description

The Mega Green source color devices are made with DH InGaAlP on GaAs substrate Light Emitting Diode.

Package Dimensions



Notes:

1. All dimensions are in millimeters (inches).
2. Tolerance is ±0.1(0.004") unless otherwise noted.
3. Specifications are subject to change without notice.

Selection Guide

| Part No. | Dice | Lens Type | Iv (mcd) @ 20mA | | Viewing Angle |
|----------------|------------------------|-------------|--------------------|------|------------------|
| | | | Min. | Typ. | θ1/2 |
| KPHHS-1005MGCK | MEGA GREEN (InGaAlP) | WATER CLEAR | 18 | 45 | 120° |

Note:

1. θ1/2 is the angle from optical centerline where the luminous intensity is 1/2 the optical centerline value.

Electrical / Optical Characteristics at T_A=25°C

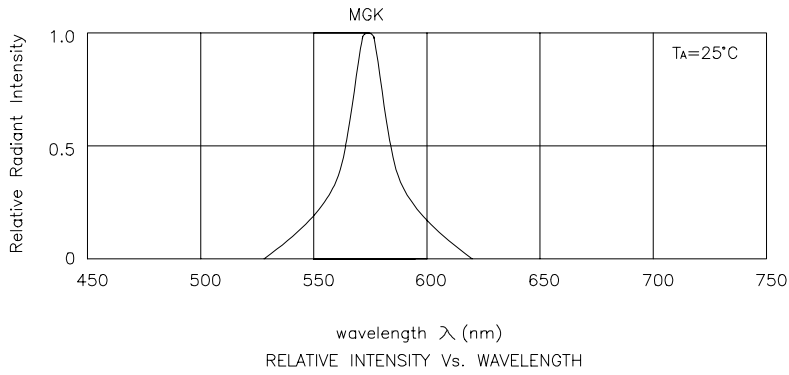
| Symbol | Parameter | Device | Typ. | Max. | Units | Test Conditions |
|-------------------|--------------------------|------------|------|------|-------|---------------------------|
| λ _{peak} | Peak Wavelength | Mega Green | 574 | | nm | I _F =20mA |
| λ _D | Dominate Wavelength | Mega Green | 570 | | nm | I _F =20mA |
| Δλ _{1/2} | Spectral Line Half-width | Mega Green | 20 | | nm | I _F =20mA |
| C | Capacitance | Mega Green | 15 | | pF | V _F =0V;f=1MHz |
| V _F | Forward Voltage | Mega Green | 2.1 | 2.5 | V | I _F =20mA |
| I _R | Reverse Current | Mega Green | | 10 | uA | V _R = 5V |

Absolute Maximum Ratings at T_A=25°C

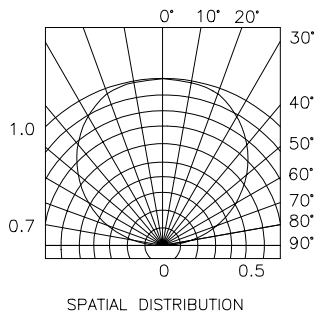
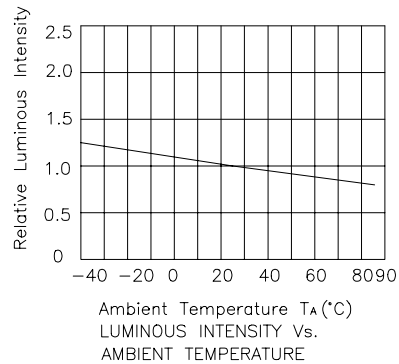
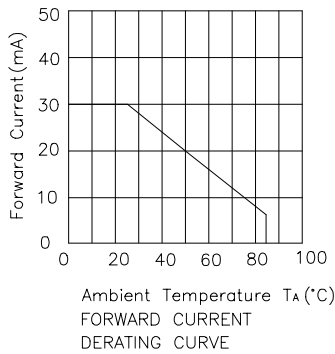
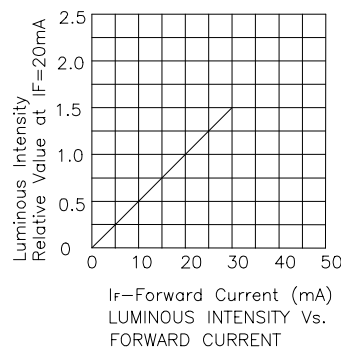
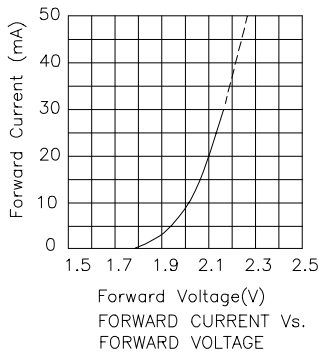
| Parameter | Mega Green | Units |
|-------------------------------|----------------|-------|
| Power dissipation | 105 | mW |
| DC Forward Current | 30 | mA |
| Peak Forward Current [1] | 150 | mA |
| Reverse Voltage | 5 | V |
| Operating/Storage Temperature | -40°C To +85°C | |

Note:

1. 1/10 Duty Cycle, 0.1ms Pulse Width.

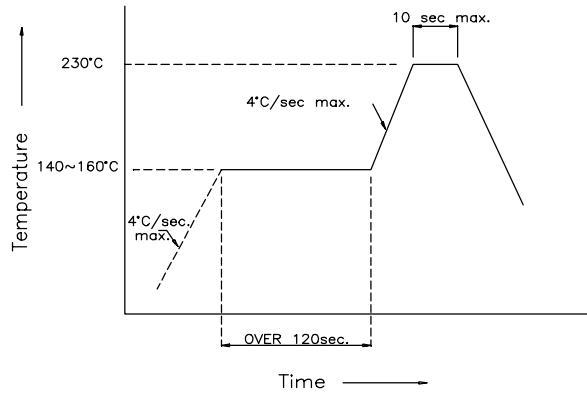


Mega Green KPHHS-1005MGCK

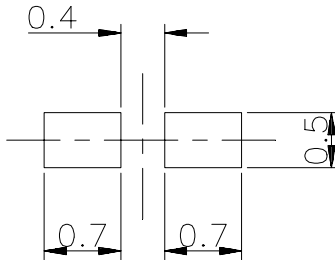


KPHHS-1005MGCK SMT Reflow Soldering Instructions

Number of reflow process shall be less than 2 times and cooling process to normal temperature is required between first and second soldering process.



Recommended Soldering Pattern (Units : mm)



Tape Specifications (Units : mm)

