

APTB1615SGNC

SUPER BRIGHT GREEN

PURE ORANGE

### Features

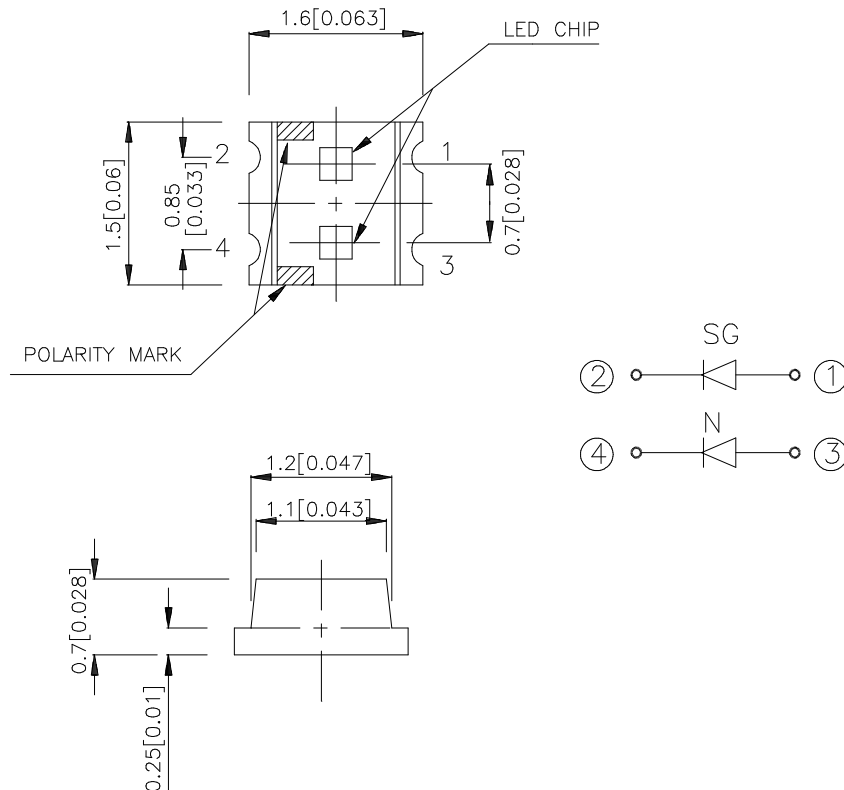
- 1.6mmx1.5mm SMT LED, 0.7mm THICKNESS.
- BI-COLOR, LOW POWER CONSUMPTION.
- WIDE VIEWING ANGLE.
- IDEAL FOR BACKLIGHT AND INDICATOR.
- PACKAGE : 2000PCS / REEL.

### Description

The Super Bright Green source color devices are made with Gallium Phosphide Green Light Emitting Diode.

The Pure Orange source color devices are made with Gallium Arsenide Phosphide on Gallium Phosphide Pure Orange Light Emitting Diode.

### Package Dimensions



### Notes:

1. All dimensions are in millimeters (inches).
2. Tolerance is  $\pm 0.2$  (0.008") unless otherwise noted.
3. Specifications are subject to change without notice.

## Selection Guide

Part No.	Dice	Lens Type	Iv (mcd) @ 20 mA		Viewing Angle
			Min.	Typ.	2θ1/2
APT B1615SGNC	SUPER BRIGHT GREEN (GaP)	WATER CLEAR	2.6	12	120°
	PURE ORANGE (GaAsP/GaP)		4	12	

Note:

1. θ1/2 is the angle from optical centerline where the luminous intensity is 1/2 the optical centerline value.

## Electrical / Optical Characteristics at T<sub>A</sub>=25°C

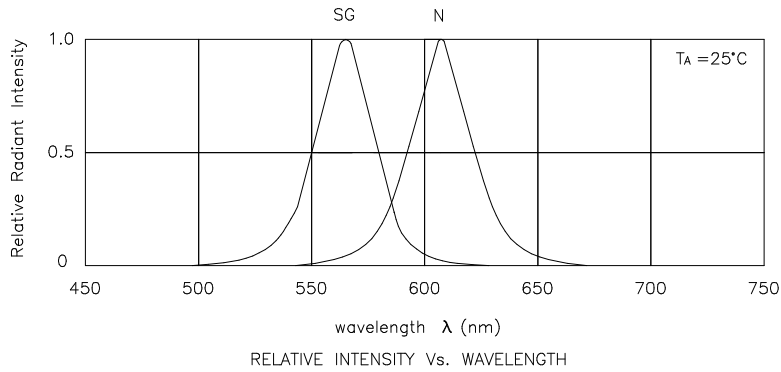
Symbol	Parameter	Device	Typ.	Max.	Units	Test Conditions
λ <sub>peak</sub>	Peak Wavelength	Super Bright Green Pure Orange	565 607		nm	I <sub>F</sub> = 20mA
λ <sub>D</sub>	Dominate Wavelength	Super Bright Green Pure Orange	568 610		nm	I <sub>F</sub> = 20mA
Δλ <sub>1/2</sub>	Spectral Line Half-width	Super Bright Green Pure Orange	30 35		nm	I <sub>F</sub> = 20mA
C	Capacitance	Super Bright Green Pure Orange	15 15		pF	V <sub>F</sub> = 0V; f = 1MHz
V <sub>F</sub>	Forward Voltage	Super Bright Green Pure Orange	2.2 2.05	2.5 2.5	V	I <sub>F</sub> = 20mA
I <sub>R</sub>	Reverse Current	All		10	uA	V <sub>R</sub> = 5V

## Absolute Maximum Ratings at T<sub>A</sub>=25°C

Parameter	Super Bright Green	Pure Orange	Units
Power dissipation	105	105	mW
DC Forward Current	25	25	mA
Peak Forward Current [1]	140	145	mA
Reverse Voltage	5	5	V
Operating/Storage Temperature	-40°C To +85°C		

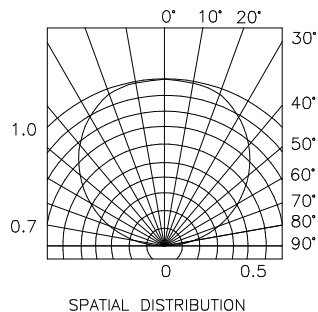
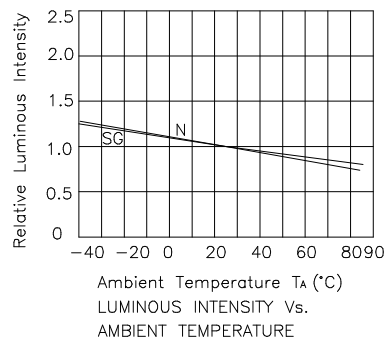
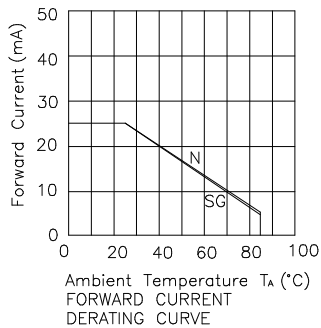
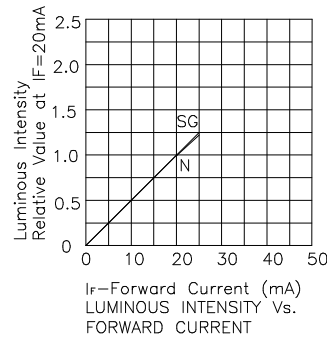
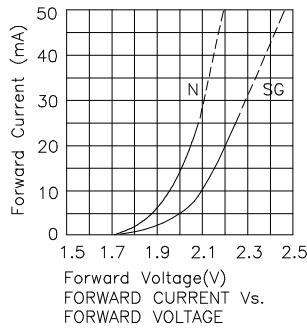
Note:

1. 1/10 Duty Cycle, 0.1ms Pulse Width.



## Super Bright Green/Pure Orange

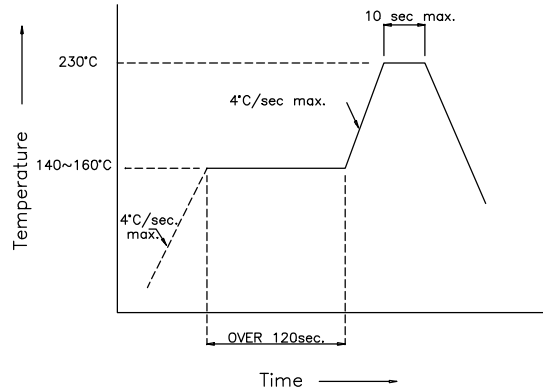
## APTB1615SGNC



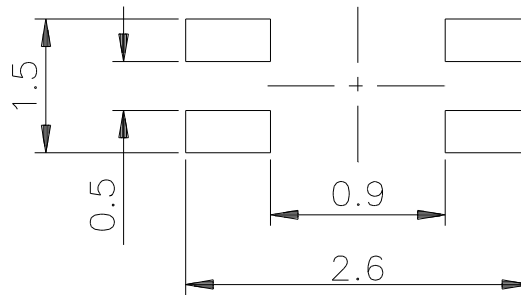
## APTB1615SGNC

### SMT Reflow Soldering Instructions

Number of reflow process shall be less than 2 times and cooling process to normal temperature is required between first and second soldering process.



### Recommended Soldering Pattern (Units : mm)



### Tape Specifications (Units : mm)

