

Part Number: PSC23-11YWA

YELLOW

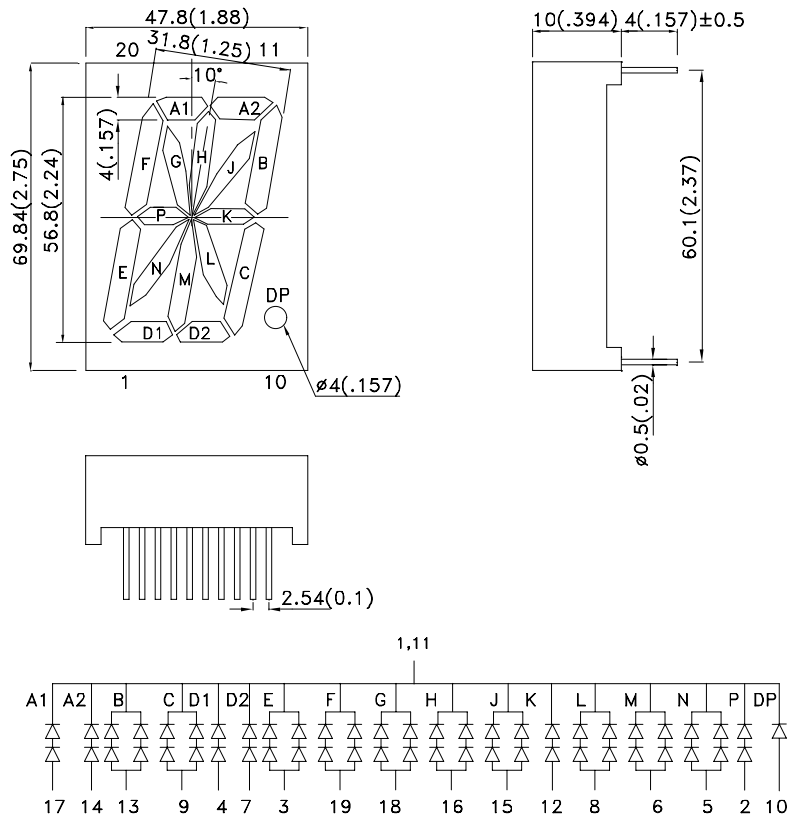
Features

- 2.3 INCH CHARACTER HEIGHT.
- LOW CURRENT OPERATION.
- HIGH CONTRAST AND LIGHT OUTPUT.
- EASY MOUNTING ON P.C. BOARDS OR SOCKETS.
- MECHANICALLY RUGGED.
- STANDARD : GRAY FACE, WHITE SEGMENT.
- RoHS COMPLIANT.

Description

The Yellow source color devices are made with Gallium Arsenide Phosphide on Gallium Phosphide Yellow Light Emitting Diode.

Package Dimensions & Internal Circuit Diagram



Notes:

1. All dimensions are in millimeters (inches), Tolerance is $\pm 0.25(0.01)$ unless otherwise noted.
2. Specifications are subject to change without notice.



Selection Guide

Part No.	Dice	Lens Type	Iv (ucd) [1] @ 10mA		Description
			Min.	Typ.	
PSC23-11YWA	YELLOW (GaAsP/GaP)	WHITE DIFFUSED	1900	8000	Common Cathode, Rt. Hand Decimal.

Note:

1. Luminous Intensity/ Luminous Flux: +/-15%.

Electrical / Optical Characteristics at TA=25°C

Symbol	Parameter	Device	Typ.	Max.	Units	Test Conditions		
λ_{peak}	Peak Wavelength	Yellow	590		nm	IF=20mA		
$\lambda_{D[1]}$	Dominant Wavelength	Yellow	588		nm	IF=20mA		
$\Delta\lambda_{1/2}$	Spectral Line Half-width	Yellow	35		nm	IF=20mA		
C	Capacitance	Yellow	20		pF	VF=0V;f=1MHz		
VF[2]	Forward Voltage	A1,A2,D1,D2,P,K	Yellow	4.2	5.0	V	IF=20mA	
		B,C,E,F,G,H,J,L,M,N						
		DP		2.1	2.5			
IR	Reverse Current	A1,A2,D1,D2,P,K	Yellow		10	uA	VR = 10V VR = 10V VR = 5V	
		B,C,E,F,G,H,J,L,M,N						20
		DP						

Notes:

1. Wavelength: +/-1nm.

2. Forward Voltage: +/-0.1V.

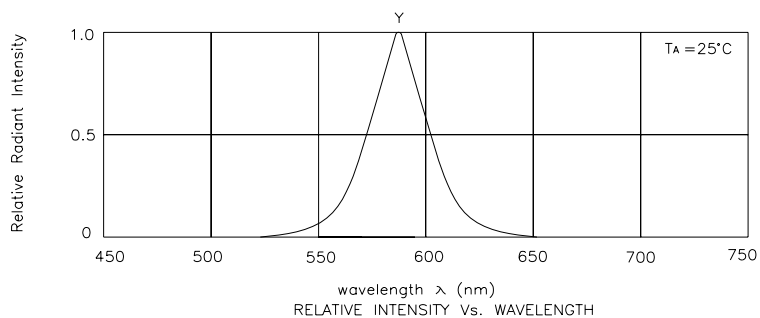
Absolute Maximum Ratings at TA=25°C

Parameter	Yellow	Units
Power dissipation	A1,A2,D1,D2,P,K	150
	B,C,E,F,G,H,J,L,M,N	300
	DP	75
DC Forward Current	A1,A2,D1,D2,P,K	30
	B,C,E,F,G,H,J,L,M,N	60
	DP	30
Peak Forward Current [1]	A1,A2,D1,D2,P,K	140
	B,C,E,F,G,H,J,L,M,N	280
	DP	140
Reverse Voltage	A1,A2,D1,D2,P,K	10
	B,C,E,F,G,H,J,L,M,N	10
	DP	5
Operating / Storage Temperature	-40°C To +85°C	
Lead Solder Temperature [2]	260°C For 3-5 Seconds	

Notes:

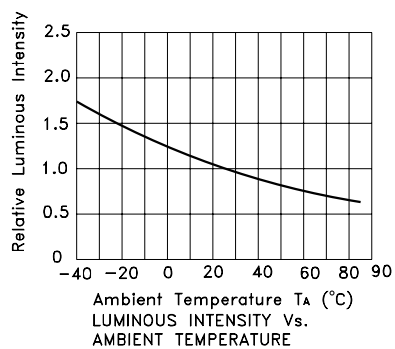
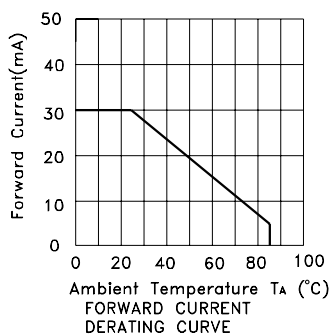
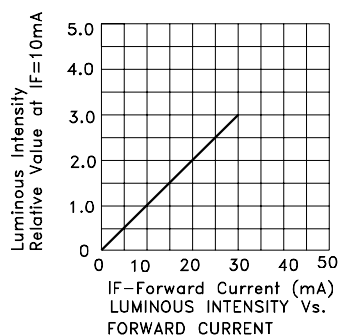
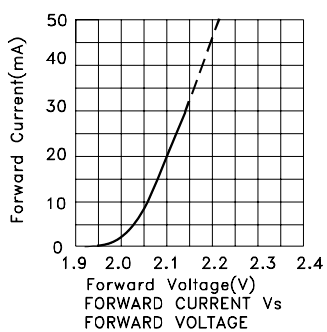
1. 1/10 Duty Cycle, 0.1ms Pulse Width.

2. 2mm below package base.

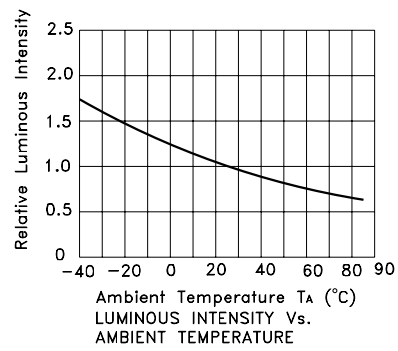
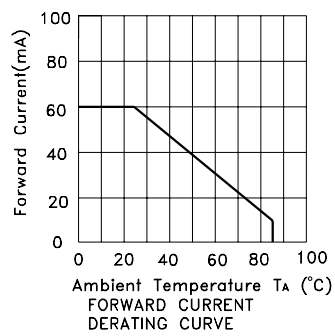
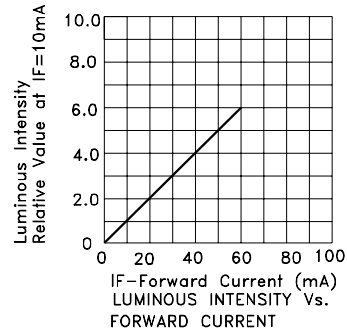
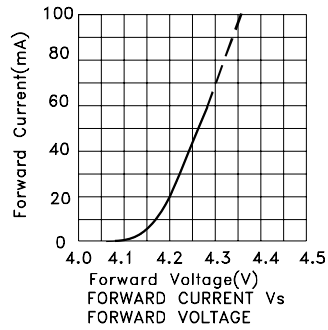


Yellow

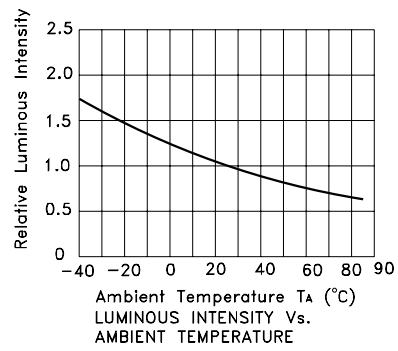
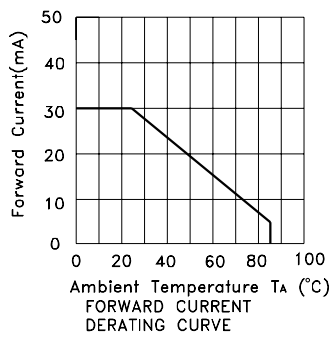
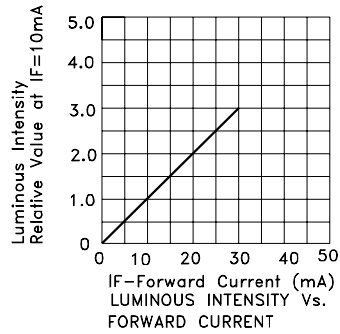
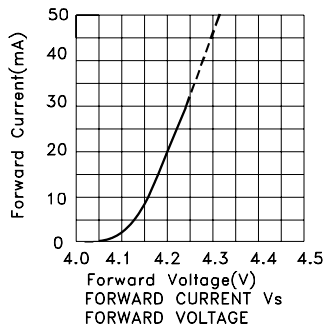
PSC23-11YWA



Note:the curves are on the DP.



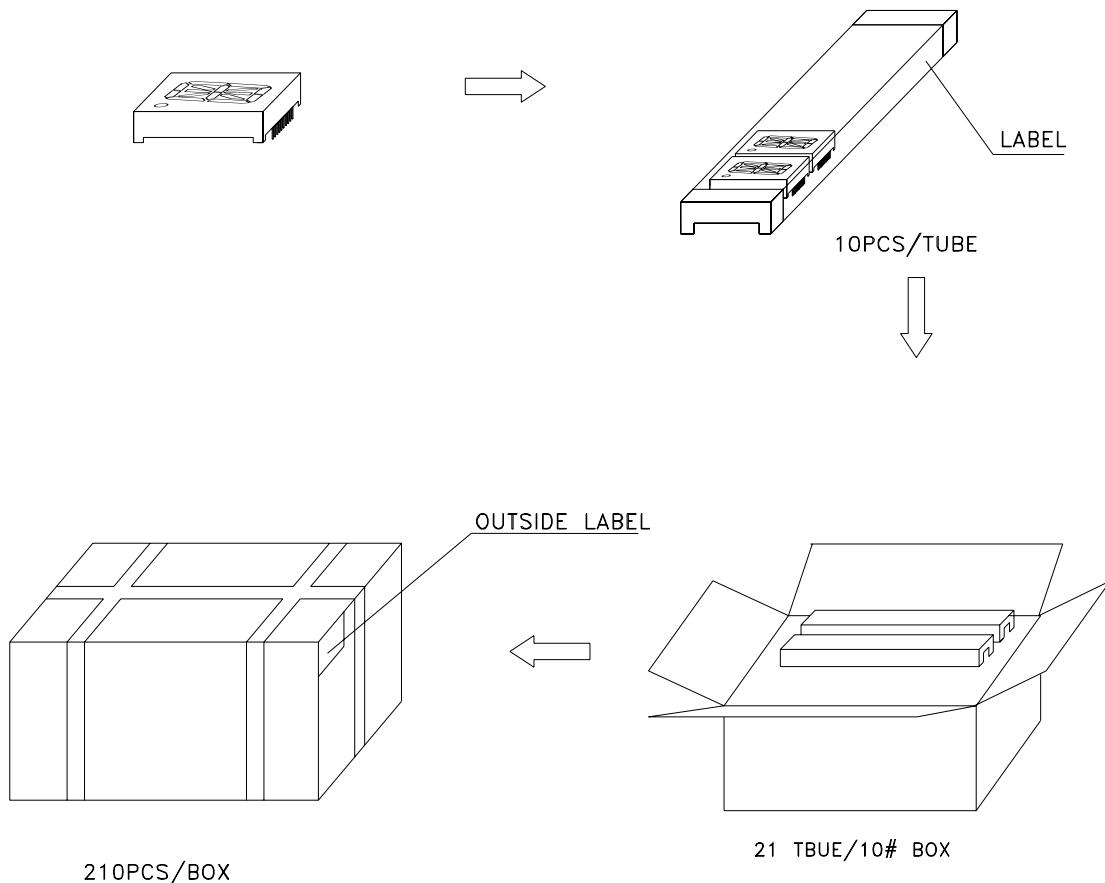
Note:the curves are on the segment b,c,e,f,g,h,j,l,m,n.



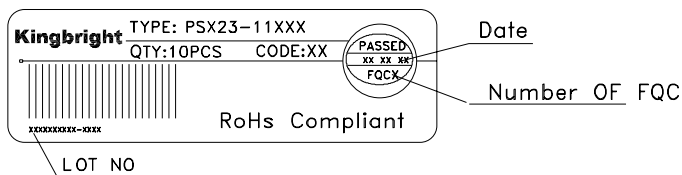
Note:the curves are on the segment a1,a2,d1,d2,p,k.

PACKING & LABEL SPECIFICATIONS

PSC23-11YWA



Inside LABEL Paste On The IC-tube



Outside LABEL Paste On The Box

